

**CERTIFICATION OF ELECTION RESULTS
FOR THE STATE AND FEDERAL GENERAL ELECTION
HELD NOVEMBER 3, 2020**

We, the undersigned members of the **Wilson County Election Commission**, do hereby certify that we held a **State and Federal General Election** on **Tuesday, November 3, 2020**, in the voting precincts in this county, according to law, for the purpose of electing the offices of **President, United States Senate, United States House of Representatives District 6, and Tennessee House of Representatives District 46 and 57**, and that we have canvassed the returns of said election as required by law, and we do hereby certify that the following 9 pages of tabulation are a true, correct, and complete accounting of the results by precinct and county of said election as established by the canvassing of the returns, this **23rd** day of **November, 2020**.


At least three (3) commissioners must sign below:




Chairman, County Election Commission



Secretary, County Election Commission



Member, County Election Commission



Member, County Election Commission

Member, County Election Commission

State of Tennessee - Wilson County

November 3, 2020

State General

United States President

1	Donald J. Trump - Republican	50,296
2	Joseph R. Biden - Democratic	22,254
3	Don Blankenship - Independent	163
4	Roque "Rocky" De La Fuente - Independent	51
5	Howie Hawkins - Independent	81
6	Jo Jorgensen - Independent	781
7	Alyson Kennedy - Independent	126
8	Gloria La Riva - Independent	104
9	Kanye West - Independent	449
10	Write-In - R19 Boddie	0
11	Write-In - Brian Carroll	19
12	Write-In - Tom Hoefling	3
13	Write-In - Jade Simmons	3
14	Write-In - Kasey Wells	0
Total Votes		74,330

United States Senate

1	Bill Hagerty - Republican	50,597
2	Marquita Bradshaw - Democratic	20,059
3	Yomi "Fapas" Faparusi Sr. - Independent	230
4	Jeffrey Alan Grunau - Independent	93
5	Ronnie Henley - Independent	211
6	G. Dean Hill - Independent	109
7	Steven J. Hooper - Independent	323
8	Aaron James - Independent	315
9	Elizabeth McLeod - Independent	454
10	Kacey Morgan - Independent	308
11	Eric William Stansberry - Independent	166
12	Write-In - John A. Gentry	0
Total Votes		72,865

November 23, 2020

Handwritten signatures and initials, including a circled 'JH' and 'AK'.

State of Tennessee - Wilson County

November 3, 2020

State General

United States House of Representatives District 6


1 John Rose - Republican	49,892
2 Christopher Martin Finley - Democratic	19,769
3 Christopher B. Monday - Independent	1,749
Total Votes	71,410

Tennessee House of Representatives District 46

1 Clark Boyd - Republican	22,343
Total Votes	22,343

Tennessee House of Representatives District 57

1 Susan M Lynn - Republican	31,239
2 Tom Sottek - Independent	13,727
Total Votes	44,966



State of Tennessee - Wilson County

November 3, 2020

State General

United States President

1. Donald J. Trump - Republican
2. Joseph R. Biden - Democratic
3. Don Blankenship - Independent
4. Roque "Rocky" De La Fuente - Independent
5. Howie Hawkins - Independent
6. Jo Jorgensen - Independent
7. Alyson Kennedy - Independent
8. Gloria La Riva - Independent
9. Kanye West - Independent
10. Write-In - R19 Boddie

Precincts:	1	2	3	4	5	6	7	8	9	10
1-1	1,648	911	5	2	5	36	0	2	16	0
2-1	1,540	1,175	8	3	2	44	5	5	15	0
3-1	2,328	1,155	5	2	4	37	6	2	16	0
4-1	1,576	625	6	4	0	34	7	5	15	0
4-2	1,049	257	2	0	3	8	2	2	3	0
5-1	3,168	964	4	5	2	28	9	3	19	0
6-1	1,813	524	7	4	0	22	3	2	12	0
7-1	729	191	0	1	0	13	1	0	2	0
7-2	1,017	418	2	1	2	11	3	3	9	0
8-1	1,886	1,008	12	1	4	34	2	2	13	0
9-1	1,292	357	3	0	3	13	2	2	14	0
9-2	506	94	1	0	1	3	1	0	1	0
10-1	1,808	951	3	1	6	34	2	2	23	0
11-1	2,790	2,053	13	1	8	52	10	9	42	0
12-1	1,044	277	2	1	0	7	2	1	3	0
12-2	1,004	292	4	3	1	11	1	2	10	0
13-1	2,334	729	4	3	1	23	5	5	13	0
14-1	2,580	1,062	12	4	4	41	9	4	16	0
15-1	1,740	449	6	2	1	17	5	3	17	0
16-1	2,041	1,209	5	3	3	43	7	8	16	0
17-1	1,846	752	6	1	6	24	6	4	23	0
18-1	2,020	859	13	3	7	35	7	3	17	0
19-1	1,728	735	7	0	6	38	1	3	17	0
20-1	507	618	1	0	1	10	6	7	22	0
21-1	496	389	2	1	2	8	6	4	8	0
21-2	577	162	1	0	0	3	1	1	5	0
22-1	1,923	877	6	0	1	39	4	1	15	0
23-1	2,868	1,012	8	2	0	39	2	6	14	0
24-1	1,374	723	7	0	2	21	3	7	19	0
25-1	1,849	931	4	2	4	34	7	6	24	0
25-2	1,215	495	4	1	2	19	1	0	10	0
Totals:	50,296	22,254	163	51	81	781	126	104	449	0

November 23, 2020

Handwritten signatures and initials in the bottom right corner. There are several scribbles, including what appears to be a circled 'JP' and other initials like 'AS', 'BYW', and 'JF'.

State of Tennessee - Wilson County

November 3, 2020

State General

United States President

- 11. Write-In - Brian Carroll
- 12. Write-In - Tom Hoefling
- 13. Write-In - Jade Simmons
- 14. Write-In - Kasey Wells

Precincts:	11	12	13	14
1-1	0	0	2	0
2-1	2	0	0	0
3-1	0	0	0	0
4-1	0	0	0	0
4-2	0	0	0	0
5-1	0	0	0	0
6-1	1	0	0	0
7-1	0	0	0	0
7-2	0	0	0	0
8-1	1	0	0	0
9-1	0	0	0	0
9-2	0	0	0	0
10-1	2	0	0	0
11-1	0	0	0	0
12-1	1	0	0	0
12-2	0	0	0	0
13-1	0	0	0	0
14-1	0	1	1	0
15-1	1	2	0	0
16-1	3	0	0	0
17-1	2	0	0	0
18-1	0	0	0	0
19-1	0	0	0	0
20-1	0	0	0	0
21-1	0	0	0	0
21-2	0	0	0	0
22-1	2	0	0	0
23-1	0	0	0	0
24-1	1	0	0	0
25-1	3	0	0	0
25-2	0	0	0	0
Totals:	19	3	3	0

(Handwritten signatures and initials)

State of Tennessee - Wilson County

November 3, 2020

State General

United States Senate

1. Bill Hagerty - Republican
2. Marquita Bradshaw - Democratic
3. Yomi "Fapas" Faparusi Sr. - Independent
4. Jeffrey Alan Grunau - Independent
5. Ronnie Henley - Independent
6. G. Dean Hill - Independent
7. Steven J. Hooper - Independent
8. Aaron James - Independent
9. Elizabeth McLeod - Independent
10. Kacey Morgan - Independent

Precincts:	1	2	3	4	5	6	7	8	9	10
1-1	1,673	834	7	3	5	4	10	5	18	13
2-1	1,606	1,057	14	6	7	6	8	9	21	7
3-1	2,369	1,035	9	3	9	4	20	16	15	11
4-1	1,591	575	10	2	4	3	9	7	19	9
4-2	1,042	236	0	1	4	0	7	2	6	2
5-1	3,195	855	10	4	5	6	11	13	20	9
6-1	1,791	469	10	5	9	3	8	11	8	7
7-1	711	178	2	1	0	3	4	2	4	1
7-2	1,005	372	2	1	6	2	11	4	12	5
8-1	1,931	890	20	3	5	3	12	11	22	15
9-1	1,251	326	2	1	5	3	10	8	8	14
9-2	488	84	1	0	1	3	3	2	1	5
10-1	1,842	859	6	4	12	1	8	15	16	15
11-1	2,906	1,849	20	10	9	5	15	24	38	21
12-1	1,023	240	2	2	7	0	5	5	8	4
12-2	996	261	2	2	2	2	15	7	9	7
13-1	2,335	646	4	2	3	2	12	7	24	14
14-1	2,580	950	15	3	11	7	20	24	16	14
15-1	1,721	412	6	3	4	3	8	13	9	11
16-1	2,117	1,086	13	4	13	4	17	14	18	13
17-1	1,833	690	9	1	13	6	14	11	13	10
18-1	2,054	779	5	3	10	5	7	7	29	11
19-1	1,720	662	15	2	3	5	19	13	19	13
20-1	493	559	4	3	12	3	7	11	13	14
21-1	467	363	0	1	2	7	8	7	11	5
21-2	558	146	1	0	1	1	4	5	5	3
22-1	1,934	796	13	6	6	7	12	6	15	10
23-1	2,888	908	11	6	12	4	11	18	11	7
24-1	1,355	661	2	3	10	2	11	13	21	14
25-1	1,898	841	10	6	15	5	9	17	15	14
25-2	1,224	440	5	2	6	0	8	8	10	10
Totals:	50,597	20,059	230	93	211	109	323	315	454	308

JCP
AK 100 \$20

State of Tennessee - Wilson County

November 3, 2020

State General

United States Senate

11. Eric William Stansberry - Independent

12. Write-In - John A. Gentry

Precincts:	11	12
1-1	8	0
2-1	5	0
3-1	8	0
4-1	6	0
4-2	4	0
5-1	5	0
6-1	3	0
7-1	3	0
7-2	4	0
8-1	5	0
9-1	4	0
9-2	2	0
10-1	7	0
11-1	10	0
12-1	0	0
12-2	5	0
13-1	4	0
14-1	8	0
15-1	2	0
16-1	5	0
17-1	13	0
18-1	10	0
19-1	4	0
20-1	14	0
21-1	2	0
21-2	3	0
22-1	3	0
23-1	6	0
24-1	4	0
25-1	3	0
25-2	6	0
Totals:	166	0

ECG
JK
DB
\$50

State of Tennessee - Wilson County

November 3, 2020

State General

United States House of Representatives District 6

1. John Rose - Republican
2. Christopher Martin Finley - Democratic
3. Christopher B. Monday - Independent

Precincts:	1	2	3
1-1	1,649	822	64
2-1	1,587	1,050	74
3-1	2,339	1,011	78
4-1	1,569	576	50
4-2	1,027	234	15
5-1	3,131	839	70
6-1	1,770	451	49
7-1	712	165	21
7-2	988	375	39
8-1	1,912	883	78
9-1	1,221	332	37
9-2	480	83	11
10-1	1,817	836	67
11-1	2,878	1,790	133
12-1	997	240	39
12-2	985	262	36
13-1	2,297	629	54
14-1	2,527	952	91
15-1	1,666	428	49
16-1	2,088	1,073	83
17-1	1,817	670	51
18-1	2,046	772	69
19-1	1,706	647	77
20-1	480	553	53
21-1	469	357	27
21-2	543	142	16
22-1	1,901	795	76
23-1	2,850	903	66
24-1	1,333	642	53
25-1	1,891	830	76
25-2	1,216	427	47
Totals:	49,892	19,769	1,749

(Handwritten signatures and initials)
JRP
JK
JMO
DS

State of Tennessee - Wilson County

November 3, 2020

State General

Tennessee House of Representatives District 46

1. Clark Boyd - Republican

Precincts:	1
5-1	1,481
6-1	420
7-1	799
7-2	1,207
9-1	1,415
9-2	534
12-1	1,129
12-2	1,131
13-1	596
14-1	1,232
15-1	804
17-1	2,210
19-1	1,570
20-1	757
21-1	657
21-2	617
23-1	3,205
24-1	1,722
25-2	857
Totals:	22,343

SCP
JK
DS
\$50

State of Tennessee - Wilson County

November 3, 2020

State General

Tennessee House of Representatives District 57

1. Susan M Lynn - Republican
2. Tom Sottek - Independent

Precincts:	1	2
1-1	1,673	810
2-1	1,622	1,049
3-1	2,358	1,043
4-1	1,549	620
4-2	1,026	241
5-1	1,833	522
6-1	1,439	358
8-1	1,904	920
10-1	1,842	844
11-1	2,926	1,776
13-1	1,733	582
14-1	1,458	654
15-1	967	263
16-1	2,028	1,170
18-1	2,004	837
19-1	441	180
22-1	1,889	840
23-1	139	35
25-1	1,922	855
25-2	486	128
Totals:	31,239	13,727

Sup
PK
MS
SSO