

**CERTIFICATION OF ELECTION RESULTS
FOR THE DEMOCRATIC PRIMARY ELECTION
HELD AUGUST 2, 2018**


We, the undersigned members of the **Wilson County Election Commission**, do hereby certify that we held a **Democratic Primary Election** on **Thursday, August 2, 2018**, in the voting precincts in this county, according to law, for the purpose of electing a party nominee for the offices of **Governor, United States Senate, US House-District 6, TN Senate-District 17, TN House District 46, TN House-District 57, State Executive Committeeman-District 17 and State Executive Committeewoman-District 17**, and that we have canvassed the returns of said election as required by law, and we do hereby certify that the following 10 pages of tabulation are a true, correct, and complete accounting of the results by precinct and county of said election as established by the canvassing of the returns, this **20th** day of **August, 2018**.

At least three (3) commissioners must sign below:




Chairman, County Election Commission


Secretary, County Election Commission



Member, County Election Commission



Member, County Election Commission



Member, County Election Commission

State of Tennessee - Wilson County
August 2, 2018
Democratic Primary
Governor

1 Karl Dean	6,811
2 Craig Fitzhugh	699
3 Mezianne Vale Payne	204
Total Votes	7,714

United States Senate

1 Phil Bredesen	7,249
2 Gary Davis	311
3 John Wolfe	179
Total Votes	7,739

United States House of Representatives District 6

1 Dawn Barlow	3,620
2 Christopher Martin Finley	900
3 Peter Heffernan	570
4 Merrilee Wineinger	1,728
Total Votes	6,818

Tennessee Senate District 17

1 Mary Alice Carfi	7,009
Total Votes	7,009

Tennessee House of Representatives District 46

1 Mark Cagle	1,525
2 Faye Northcutt-Knox	954
Total Votes	2,479

Tennessee House of Representatives District 57

1 Jordan Cole	4,328
Total Votes	4,328

17-Aug-18

OS
OS
JW
SP

State of Tennessee - Wilson County
August 2, 2018
Democratic Primary
State Executive Committeeman District 17

1 Aubrey T. Givens	6,794
Total Votes	6,794

State Executive Committeewoman District 17

1 Carol Brown Andrews	6,805
Total Votes	6,805

17-Aug-18

AS
AS
AS
34

State of Tennessee - Wilson County

August 2, 2018

Democratic Primary

Governor

1. Karl Dean
2. Craig Fitzhugh
3. Mezianne Vale Payne

Precincts:	1	2	3
1-1	282	27	7
2-1	253	37	9
3-1	328	46	14
4-1	179	19	3
4-2	101	9	5
5-1	291	29	4
6-1	235	24	4
7-1	101	11	0
7-2	123	13	5
8-1	287	38	8
9-1	177	20	3
9-2	47	4	0
10-1	286	28	3
11-1	573	48	21
12-1	101	9	2
12-2	87	13	4
13-1	239	16	5
14-1	274	26	6
15-1	184	18	4
16-1	265	38	6
17-1	277	26	8
18-1	282	27	7
19-1	225	21	5
20-1	223	16	11
21-1	120	10	5
21-2	63	5	2
22-1	247	25	15
23-1	294	30	8
24-1	236	23	12
25-1	179	23	12
25-2	140	8	1
Absentee	104	12	5
Provisional	8	0	0
Totals:	6,811	699	204

17-Aug-18

RS GS 280 JVP

State of Tennessee - Wilson County

August 2, 2018

Democratic Primary

United States Senate

1. Phil Bredesen
2. Gary Davis
3. John Wolfe

Precincts:	1	2	3
1-1	306	9	4
2-1	281	11	9
3-1	371	10	6
4-1	179	15	8
4-2	113	3	2
5-1	307	12	7
6-1	252	11	5
7-1	108	2	3
7-2	132	6	4
8-1	318	8	7
9-1	187	8	2
9-2	46	3	0
10-1	303	9	5
11-1	594	35	15
12-1	107	2	1
12-2	102	2	1
13-1	255	6	2
14-1	285	8	11
15-1	188	13	5
16-1	286	12	12
17-1	296	6	7
18-1	301	14	6
19-1	233	11	11
20-1	224	21	5
21-1	128	6	4
21-2	67	3	1
22-1	263	13	12
23-1	315	11	6
24-1	257	11	5
25-1	187	16	6
25-2	143	8	0
Absentee	108	5	7
Provisional	7	1	0
Totals:	7,249	311	179

Handwritten signatures and initials:
AS
GS
SJO JUP

State of Tennessee - Wilson County

August 2, 2018

Democratic Primary

United States House of Representatives District 6

1. Dawn Barlow
2. Christopher Martin Finley
3. Peter Heffernan
4. Merrilee Wineinger

Precincts:	1	2	3	4
1-1	149	29	15	88
2-1	137	31	13	90
3-1	192	38	19	83
4-1	103	23	21	41
4-2	58	16	5	20
5-1	131	41	37	69
6-1	115	46	17	61
7-1	45	14	18	20
7-2	72	18	11	26
8-1	155	44	19	76
9-1	83	22	36	39
9-2	17	3	5	10
10-1	163	38	15	59
11-1	326	56	39	165
12-1	49	16	9	25
12-2	45	7	12	26
13-1	122	34	24	48
14-1	151	27	27	68
15-1	87	39	25	35
16-1	149	39	16	78
17-1	130	38	13	81
18-1	159	34	18	77
19-1	116	30	18	61
20-1	108	39	27	36
21-1	68	18	14	20
21-2	31	9	10	10
22-1	152	26	16	65
23-1	149	41	25	74
24-1	118	41	18	71
25-1	115	14	4	57
25-2	74	13	14	27
Absentee	47	15	10	21
Provisional	4	1	0	1
Totals:	3,620	900	570	1,728

17-Aug-18

DS *gs* *SSU* *JRP*

State of Tennessee - Wilson County

August 2, 2018

Democratic Primary

Tennessee Senate District 17

1. Mary Alice Carfi

Precincts:	1
1-1	288
2-1	278
3-1	341
4-1	187
4-2	108
5-1	284
6-1	244
7-1	104
7-2	134
8-1	308
9-1	178
9-2	41
10-1	290
11-1	591
12-1	99
12-2	94
13-1	232
14-1	273
15-1	192
16-1	280
17-1	278
18-1	296
19-1	228
20-1	222
21-1	123
21-2	60
22-1	256
23-1	300
24-1	256
25-1	197
25-2	136
Absentee	105
Provisional	6
Totals:	7,009

17-Aug-18

RS
JS
SYO *JP*

State of Tennessee - Wilson County

August 2, 2018

Democratic Primary

Tennessee House of Representatives District 46

1. Mark Cagle
2. Faye Northcutt-Knox

Precincts:	1	2
5-1	83	52
6-1	14	16
7-1	66	31
7-2	78	52
9-1	119	57
9-2	25	13
12-1	68	30
12-2	57	33
13-1	44	14
14-1	42	31
15-1	41	30
17-1	152	108
19-1	109	50
20-1	121	84
21-1	77	42
21-2	44	14
23-1	154	120
24-1	138	117
25-2	51	38
Absentee	42	20
Provisional	0	2
Totals:	1,525	954

AS *OF* *SSB* *SP*

State of Tennessee - Wilson County

August 2, 2018

Democratic Primary

Tennessee House of Representatives District 57

1. Jordan Cole

Precincts:	1
1-1	290
2-1	274
3-1	334
4-1	186
4-2	106
5-1	141
6-1	204
8-1	299
10-1	289
11-1	564
13-1	177
14-1	192
15-1	114
16-1	275
18-1	294
19-1	65
22-1	244
23-1	8
25-1	191
25-2	40
Absentee	37
Provisional	4
Totals:	4,328

AS JS DYSO EP

State of Tennessee - Wilson County

August 2, 2018

Democratic Primary

State Executive Committeeman District 17

1. Aubrey T. Givens

Precincts:	1
1-1	289
2-1	271
3-1	337
4-1	185
4-2	100
5-1	270
6-1	235
7-1	97
7-2	131
8-1	297
9-1	181
9-2	39
10-1	279
11-1	563
12-1	94
12-2	92
13-1	236
14-1	266
15-1	187
16-1	271
17-1	264
18-1	289
19-1	218
20-1	216
21-1	119
21-2	58
22-1	246
23-1	287
24-1	248
25-1	189
25-2	128
Absentee	105
Provisional	7
Totals:	6,794

DS
JS *SSO* *SP*

State of Tennessee - Wilson County

August 2, 2018

Democratic Primary

State Executive Committeewoman District 17

1. Carol Brown Andrews

Precincts:	1
1-1	287
2-1	269
3-1	336
4-1	187
4-2	104
5-1	272
6-1	241
7-1	95
7-2	130
8-1	296
9-1	180
9-2	37
10-1	279
11-1	560
12-1	94
12-2	92
13-1	231
14-1	265
15-1	189
16-1	273
17-1	264
18-1	292
19-1	220
20-1	219
21-1	119
21-2	56
22-1	251
23-1	288
24-1	254
25-1	190
25-2	131
Absentee	98
Provisional	6
Totals:	6,805

17-Aug-18

DS
JS
SSO
JP